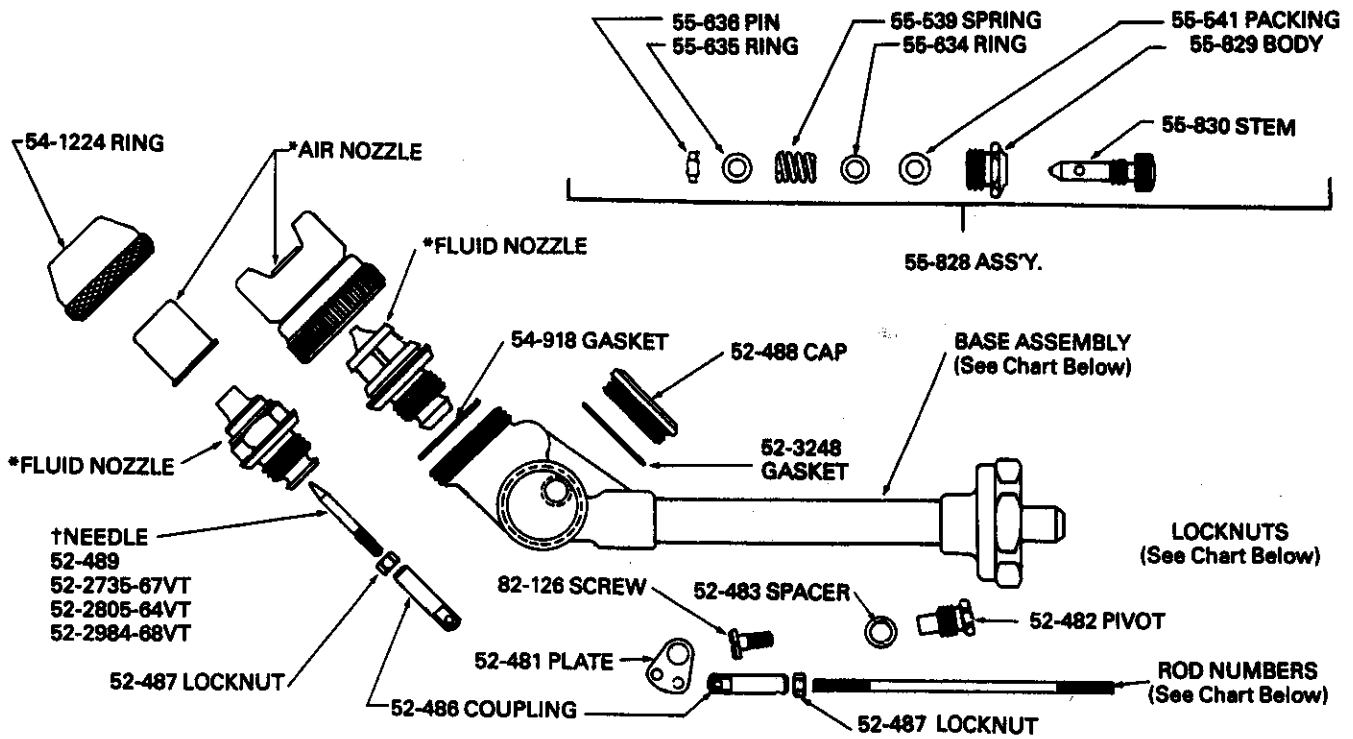








Binks MODELS 18 EN, 21 EN & 2001 EN SPRAY GUN EXTENSIONS



* For Air and Fluid Nozzle, specify number stamped on part. For other combinations see Binks Nozzle Selection Chart, A46-4.
 † Specify number stamped on needle and specify fluid nozzle number needle will be used with.

NEEDLE LENGTH (inches)	BASE ASSEMBLY NUMBER	NEEDLE & LOCKNUT INDIVIDUAL PART NUMBERS			ASSEMBLY NUMBERS		
		ROD 18 EN	ROD 21 EN	ROD 2001 EN	MODEL 18 EN EXTENSION	MODEL 21 EN EXTENSION	MODEL 2001 EN EXTENSION
6	52-622	52-490	52-514	52-502	52-796	52-730	52-694
9	52-623	52-491	52-515	52-503	52-797	52-731	52-695
12	52-624	52-492	52-516	52-504	52-798	52-732	52-696
15	52-625	52-493	52-517	52-505	52-799	52-733	52-697
18	52-626	52-494	52-518	52-506	52-800	52-734	52-698
24	52-627	52-495	52-519	52-507	52-801	52-735	52-699
30	52-628	52-496	52-520	52-508	52-802	52-736	52-700
36	52-629	52-497	52-521	52-509	52-803	52-737	52-701
48	52-630	52-498	52-522	52-510	52-804	52-738	52-702
60	52-631	52-499	52-523	52-511	52-805	52-739	52-703
72	52-632	52-500	52-524	52-512	52-806	52-740	52-704
84	52-633	52-501	52-525	52-513	52-807	52-741	52-705
LOCKNUTS							
		54-763	54-763	54-1008			
		54-762	54-542	54-1009			
							

*When ordering please specify number stamped on nozzle or number taken from Nozzle Selection Guide A46-4.

Revisions: Added 2001 Extensions.

Printed in USA 2/85